

## Key Vocabulary:

Phoneme  
Celebration  
Winter  
Festival  
Diwali  
Remembrance  
Grapheme  
Digraph  
Christmas  
Jesus  
Bethlehem  
Santa  
Letters  
Winter

## Words of the Week:

*Select, participate,  
attach, community,  
design, research,  
medium*




# LET'S CELEBRATE!



## Literacy:

- Letter formation
- Writing names / labels/captions
- Writing sentences using finger spaces
- Retell stories
- Create new stories
- Enjoying books
- Linking sounds to letters

**Talk4Writing Texts:** Kipper's Birthday Party, Diwali Story, The Jolly Christmas Postman, The Nativity, The Snowman



## Home learning ideas:

- Look for the graphemes taught in books
- Spot graphemes in the environment
- Practice writing names from memory and the HRSWs
- Make a Christmas scene junk model or picture
- Counting forwards and to 20
- Writing a Christmas list
- Writing letters to Santa

## Phonics:

We teach Phonics using the Essential Letters and Sounds programme. Your child will learn individual phonemes, their corresponding graphemes and a variety of harder to read and spell words.

### Phonemes and graphemes taught:

Week 1: j, w, v, x  
Week 2: y, z, zz, qu, ch  
Week 3: sh, th, ng, nk  
Week 4: ai, ee, igh, oa  
Week 5: review and assess  
Week 6: review

### Harder to read and spell words taught:

Week 1: he, she, buses  
Week 2: we, me, be  
Week 3: push  
Week 4: was, her  
Week 5: review  
Week 6: my, you  
Week 7: review

Phonics sessions are daily and children have the opportunity to practise and apply their learning in the continuous provision.



## Understanding the World:

- Recognise some similarities and differences between life in this country and life in other countries - French Day
- Why do we celebrate Remembrance Day?
- Recognise that people have different beliefs and celebrate special times in different ways - Diwali, Thanksgiving
- What is a postman's job? How do the letters get to you?
- Analyse a simple map of the local area
- Explore the winter season



## Communication and Language:

Speaking and listening. Modelling sounds and language.

- Extend vocabulary
- Taking turns to talk
- Sharing thoughts and ideas

## Visits, visitors or key events:

- French Day
- The Nativity
- Anti-Bullying Week



### Key questions for this area of learning:

- What is a festival or celebration? Have you had one or been to one?
- Who celebrates Diwali?
- How do all the parcels and letters get to my house?
- What can you notice within our outdoor environment to show you that it is winter time?
- Why should we remember those who have died for our country?



### Personal, Social and Emotional Development:

#### Healthy Relationships

Begin to solve problems without aggression  
 Recognise differences between myself and others and celebrate these as a positive thing  
 Ask appropriate questions of others

#### Bullying

Introduce 'Stop, Go, Tell'  
 Review Anti-Bullying Policy

Feelings - how did you feel about your part in the Nativity? What are the qualities needed to be on Santa's good list?

### Expressive Arts and Design:

- Using medium to create Poppies for Remembrance Day
- Using clay to make a diva lamp
- Creating a Christmas card
- Rehearsing for and performing the Christmas production
- Singing Christmas songs and carols





### Physical:

- **Fine motor skills** - threading, undoing and doing up fastenings including buttons and zips
- Pencil control and forming of letters and numbers
- **PE Focus:** Moving in different ways

## SANTA'S NICE LIST CERTIFICATE

This is to certify that

 Name of Child 

has been officially placed on the nice list!

[Date Here]  
Date



Santa Claus  
Checked Twice by

### Mathematics:

#### Numbers

- Use vocabulary: 'more than', 'less than', 'fewer', 'the same as', 'equal to'
- Composition of numbers to 5.
- One more and one less than a number to 5

#### Measure

- Using the language of 'heavier' and 'lighter' to compare weight.

