





Mrs Keane



Mrs Goodwin

Art and DT

Plus Mrs Davies, Mrs Rogers, Mr Pooley
and Mrs Gibson

Sports Coach
Miss Nairn
PE

Playtimes and lunch times

The climbing frame will be used on a rota.

Class 3 will go on the MUGA on a Friday. Trainers **MUST** be worn.



Children should keep library books in their bag.
We will go every Wednesday to get new books.



Monday - with Mrs Keane
Thursday - with Miss Nairn



Guided Workshops

At various points throughout the year children will take part in different guided workshops. This will ensure that we give them the greatest opportunity to reach their full potential.

Reading Diary



TTRS and
login
information.

Homework

Sent home on Friday and returned by Wednesday.

TTRS - rewards in Friday assembly

5 Reads - checked on a Friday and rewarded with a smiley face

Reading

Diaries in school daily.

Encourage to read 5 times per week.

Smiley face rewards.

Recommended Reads.

Show and tell favourite books.

Topics - Y3

History

Robin Hood

The Ancient Greeks

Geography

Europe - focus on Greece

Our Wonderful World

UK Settlements



HOME » CHILDREN » CLASS PAGES » CLASS 3



Hello Class 3,

I hope you have all had a wonderful summer holiday. I can't wait to welcome you back and hear all about the things that you have been doing! Our topic this half term is 'Robin Hood.' Please find more information on the topic web below.

PE will be on a Monday afternoon with me and on a Thursday afternoon with Miss Nairn. Please ensure that you have your labelled PE kit in school. Earrings **must** be removed or covered for PE lessons. Please also make sure that your school uniform is fully labelled.

Class 3 will be able to use the MUGA every Tuesday. Please ensure that you have a pair of trainers in school to change into before going onto the MUGA.

Reading diaries need to be in school every day so that I can write in them.

If you have any questions, please don't hesitate to ask.

Mrs Keane 😊

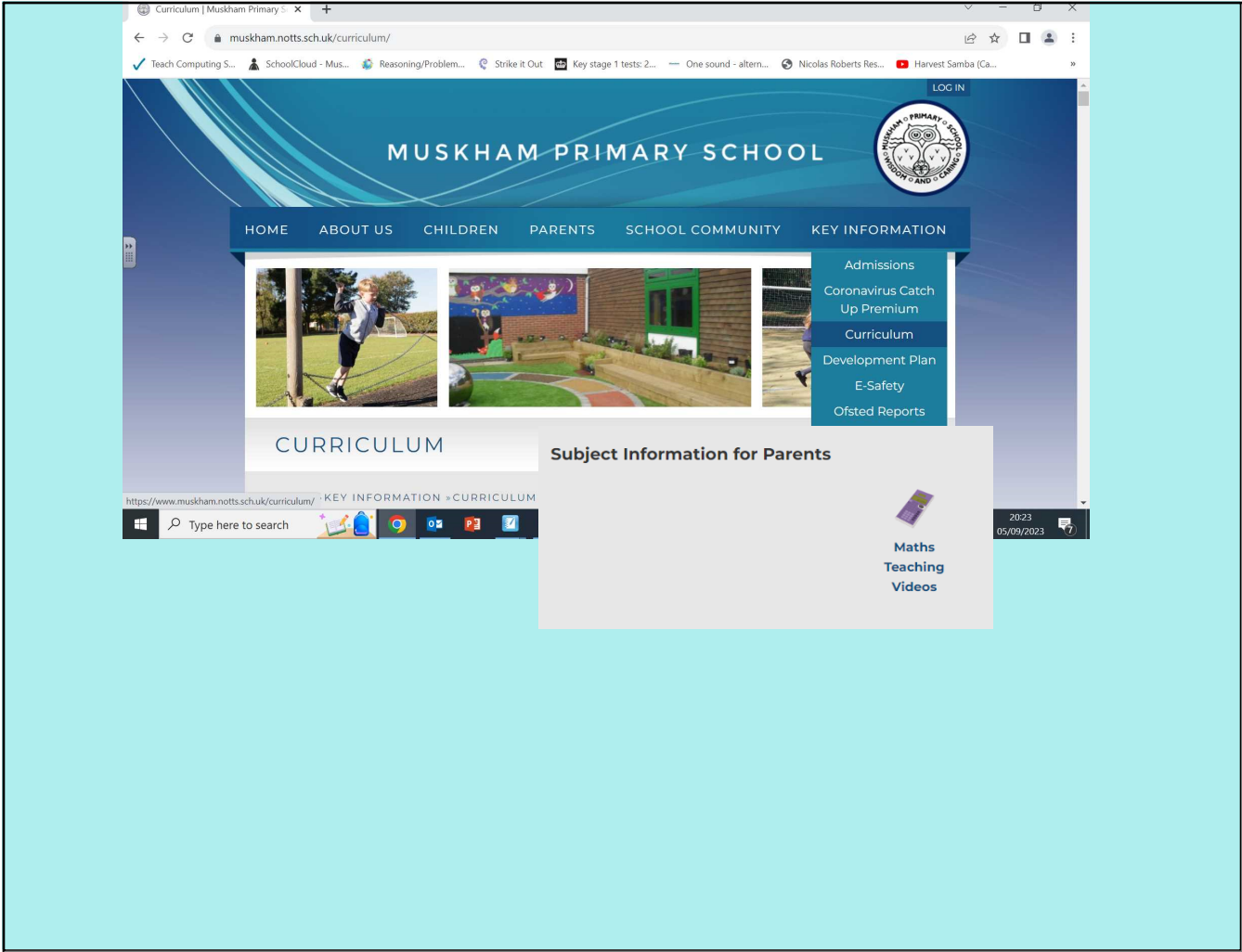
Key SPAG

- Capital letters and full stops
- Speech Marks/inverted commas
- The correct tense
- Adding more detail (conjunctions and adjectives)
- a/an
- ? and !
- Lists

Class 3- SPAG Workshop




Class 3- SPAG Workshop - 15th March 2023..pdf



Year 3 Teaching Videos



Maths Calculations in Year 3




Year 3 - Addition



<u>Addition</u> To add numbers with up to 3 digits.	<u>Key Words</u> add
--	-------------------------

Key Maths Facts

 <p>Key Facts for Year 3 – These are key facts the children are expected to know by the end of Year 3 in addition to the key facts from previous years.</p>		
<p>Number and Place Value</p> <ul style="list-style-type: none"> • How many ones in 10 • How many tens in 100 • How many hundreds in 1000 • Find 10 or 100 more or less than a given number 	<p>Number – Multiplication and Division</p> <ul style="list-style-type: none"> • 3x table and related division facts • 4x table and related division facts • 8x table and related division facts 	
<p>Measurement</p> <p><u>Time</u></p> <ul style="list-style-type: none"> • Number of days in each month • Number of days in a year • Number of days in a leap year <p><u>Know the equivalent measures:</u></p> <ul style="list-style-type: none"> • 10 mm = 1 cm • 100 cm = 1 m • 1000 mm = 1 m • 1000 mg = 1 g • 1000 g = 1 kg • 500 g = ½ kg • 1000 ml = 1 l • 500 ml = ½ l 	<p>Geometry</p> <ul style="list-style-type: none"> • Identify types of lines: vertical-horizontal, parallel and perpendicular • Identify a right angle • Recognise 2D and 3D shapes in different orientations 	<p>Fractions</p> <ul style="list-style-type: none"> • Counting up and down in tenths

Addition in Year 3

We teach column addition progressively in Year 3. Initially children will partition numbers and add these up before moving on to more complex calculations and exchanging.

What can you do at home?



5 Reads
and
Spelling



Homework

Can you help us?

Do you have any specialist knowledge or skills?

Support in Art/DT lessons.

Listening to readers.

E-mail Mrs Keane
Questions or comments? Not sure about a homework task? Got a worry?

Name

Email

Message

Send

